

Bianchi REPARTO CORSE **RC**

Use & Maintenance



Bianchi Reparto Corse

Use and maintenance handbook



CONGRATULATIONS

On your purchase of your new Bianchi Reparto Corse bicycle.

All Bianchi Reparto Corse bicycles comply with the strictest international standards in terms of quality, safety and reliability. Before using your new Bianchi Reparto Corse bicycle, please take time to become familiar with it and with its main components, and read this Handbook carefully and thoroughly.

Inside you will find a lot of information on how to use your bicycle properly: it provides simple instructions as well as important warnings that will help you take advantage of all the functional characteristics of your new Bianchi Reparto Corse bike, fine-tuning it's care, preserving its value and maximizing efficiency over time.

Bianchi thanks you for choosing a Reparto Corse bicycle, and invites you to use it responsibly, in full respect of the surrounding environment and in compliance with all applicable laws in the country where it is used. Bianchi also wishes you the best in terms of amateur or professional success.

In case your new Reparto Corse bicycle is equipped with non-standard accessories or equipment (whose operation is explained in this Handbook in any case), Bianchi invites you to read the relevant specific instructions. Data, descriptions and illustrations contained in this Handbook are indicative only and are not meant to be binding. Bianchi reserves itself the right to make changes to the structure, mechanical components, finishing and accessories, for technical and/or commercial reasons and without advance notice.

Every single Bianchi product is an expression of technology and high quality. The craftsmanship in the production process makes each frame one of a kind, and the small imperfections, typical of carbon fiber, are an integral part of its uniqueness.

LEGEND

DANGER / SAFETY NORM:

It indicates basic safety standards and rules. Non-observance of these rules may lead to accidents, falls or injury to the rider.

WARNING / IMPORTANT:

It indicates important technical warnings that need to be strictly complied with for safe and proper bicycle use.

WARRANTY

Bianchi invites you to immediately fill out and send by post the Warranty Certificate contained in the Warranty Book enclosed with this Handbook. Bianchi Reparto Corse bicycles are sold throughout the world by a network of Distributors who guarantee the quality of their products according to the applicable standards in the Country of purchase.

To find out the location of an authorized Dealer in your Country, visit the official web site www.bianchi.com or refer to the Bianchi Reparto Corse catalogue.

BIANCHI.COM BIKE TRACE SERVICE REGISTRATION

Bike Trace is the Bianchi service that makes your new Reparto Corse bicycle even more yours: it guarantees traceability and identification at any time, and also provides valuable assistance in case of theft or loss. Go to the web address www.bianchi.com/biketrace: then fill out the special Trace Form with your personal

A- RACE

- | | |
|------------------|--------------------------------|
| 1 frame | 19 crankset |
| 2 chainstay | 20 chainwheel |
| 3 down tube | 21 chain |
| 4 seat tube | 22 crank arm |
| 5 chainstays | 23 rear derailleur |
| 6 seat stays | 24 front derailleur |
| 7 head tube | 25 derailleur/brake levers |
| 8 fork | 26 gear/brakes cables |
| 9 wheel | 27 free wheel or sprockets set |
| 10 tyre | 28 head set |
| 11 valve | 29 handlebar stem |
| 12 tube | 30 handlebar bend |
| 13 rim | 31 seat post |
| 14 spoke | 32 seat |
| 15 nipples | 33 seat post collar |
| 16 hub | 34 brake |
| 17 quick release | 35 brake pad |
| 18 bb-set | |

B- MTB

- | |
|------------------|
| 1 frame |
| 2 chainstay |
| 3 down tube |
| 4 seat tube |
| 5 chainstays |
| 6 seat stays |
| 7 head tube |
| 8 fork |
| 9 wheel |
| 10 tyre |
| 11 valve |
| 12 tube |
| 13 rim |
| 14 spoke |
| 15 nipples |
| 16 hub |
| 17 quick release |
| 18 bb-set |

information and frame code number to register your new Bianchi Reparto Corse bicycle.

Bike Trace can be activated by using the "Quality Control Report" coupon, enclosed with this Handbook, which contains the Frame Code and other information needed to activate the service.

In case you happen to lose the "Quality Control Report" coupon, you can still register your new Bianchi Reparto Corse bicycle as the Frame Code is also printed on the frame itself, underneath the bottom bracket.

If you own more than one Bianchi Reparto Corse bicycle, with Bike Trace you can register all of them: the online service allows the registration of multiple bicycles under a single user profile.

DANGER / SAFETY NORM:

Your new bicycle was specifically designed and assembled for only one rider. Bianchi declines all responsibility whatsoever in case the bicycle is used by more than one person at a time, or in case the carrier/rack (if fitted) is overloaded.

WARNING / IMPORTANT:

Read this Handbook carefully: it contains important information for your safety and the safety of others. Always consult a physician prior to starting any exercise or training program. In case other people will be using the bicycle you purchased, make sure they also read this handbook.

BIANCHI DEALER

All authorized Bianchi Dealers will be happy to advise you on the choice of a new bicycle. The information provided by your trusted Dealer can be extremely helpful in order to understand which model

is best suited to your needs, the proper measurements for your body size, the specific application and the best use for which the bicycle was intended.

BICYCLE DELIVERY AND TUNE-UP

Your authorized Dealer is capable of fitting any accessories and servicing your bicycle. Ask that the bicycle be delivered ready for use, completely assembled and adjusted according to the requested measurements.

For any subsequent modifications or adjustments, Bianchi invites you to turn to qualified personnel only. Bianchi also reminds you that a proper riding position is fundamental for your safety and the safety of others: for any ordinary maintenance operations, be sure to read this Handbook carefully.

DANGER / SAFETY NORM:

Using your bicycle in unfavorable conditions can be dangerous; the rider fully assumes the risk for any accidents and injuries sustained by him or by others in those situations.

Bianchi is not responsible in any way for damages caused by uses that do not comply with the structural characteristics of its bicycles.

WARNING / IMPORTANT:

Off-road use means the normal and reasonable use of the bicycle on terrains qualifying as off-road. It is absolutely forbidden to engage in extreme off-road cycling, such as competitive activities, Down Hill, Freestyle, etc...

Bianchi reminds you that the rider is completely responsible for both physical and material damages sustained by him or by others caused by breakdowns of the bicycle or its components in the aforesaid conditions.

-  crankset
-  chainwheel
-  chain
-  pedal
-  rear derailleur
-  front derailleur
-  derailleur/brake shifters groupset
-  gear/brakes cables
-  free wheel or sprockets set
-  head set
-  handlebar stem
-  handlebar bend
-  appendix
-  seat post
-  seat
-  seat post collar
-  disc brake
-  disc brake pad

C- SPORT

-  frame
-  chainstay
-  down tube
-  seat tube
-  chainstays
-  seat stays
-  head tube
-  fork
-  wheel
-  tyre
-  valve
-  tube
-  rim
-  spoke
-  nipples
-  hub
-  quick release
-  bb-set
-  crankset
-  chainwheel
-  chain
-  pedal
-  rear derailleur
-  front derailleur
-  derailleur/brake shifters groupset
-  gear/brakes cables
-  free wheel or sprockets set
-  head set
-  handlebar stem
-  handlebar bend
-  appendix
-  seat post
-  seat
-  seat post collar
-  brake
-  brake pad

ACCESSORIES AND SPARE PARTS

If you wish to fit additional accessories (rack, mudguards, dress guards, basket, child seat, pump, wheels, speedometer) on your new Bianchi Reparto Corse bicycle, contact your local specialist Dealer for advice on choosing the most suitable models.

Bianchi also recommends fitting only accessories compatible with the structural characteristics of your bicycle.

Bianchi declines any and all responsibility for damages caused by the assembly and/or use of accessories and components that are not compatible with the bicycle they are fitted on.

COMFORT AND PERFORMANCE

When it comes to comfort, the seat is the most important part of a bicycle. This factor should be put in relation with the single user's physical characteristics, rather than with the thickness or type of padding. Bianchi has chosen the shape of the saddle fitted on your Reparto Corse bike opting for a component suitable for most purchasers. This, however, does not necessarily mean that the standard seat is the most comfortable for you. Your specialist Dealer will be happy to recommend and provide you with the model that is best suited to your needs.

If you are a frequent rider and are used to riding for long or medium distances on a daily basis, or if you average more than one hour of cycling a day, you should wear technical gloves specifically designed for cycling. In addition to guaranteeing protection and safety, these gloves prevent the hands from becoming numb, thus improving your hold on the handlebar and ensuring better comfort.

Cycling-specific sportswear represents the best type of clothing for any cyclist. Garments made specifically for cycling reduce the rider's aerodynamic resistance, and ensure protection and comfort, too.

For example, cycling shorts are designed to reduce the friction between the seat and the rider's legs, and thus prevent painful chafing. The use of an approved safety helmet protects the rider from the risk of serious injury and guarantees his/her safety. In case of bad falls or accidents, the helmet can be a life-saver.

It is extremely important to drink a lot before and after any physical activity in order to integrate the liquids lost through perspiration. If you plan on riding long distances, always take a full bottle of water with you. Ask your specialist Dealer for advice on the type of bottle and bottle-holder most suitable for your needs.

EQUIPMENT

Bianchi reminds you that accessories must be assembled according to the relevant assembly instructions supplied with the product.

WARNING / IMPORTANT:

Carrying children on your bicycle makes for difficult and unstable riding. In these cases, Bianchi recommends the use of approved rear child seats to avoid the child's legs from accidentally getting caught in the wheel spokes.

Always check the child's position and make sure it is safe. If your new Bianchi Reparto Corse bicycle is equipped with pedals with toe clips/straps, make sure that they are loosened to avoid falling or otherwise injuring yourself in case of sudden braking.

If your new Bianchi Reparto Corse bicycle is equipped with quick-release pedals, be sure to familiarize yourself with how they work prior to using the bicycle.

DANGER / SAFETY NORM:

To avoid the risk of falling or other accidents when using your new Reparto Corse bicycle, Bianchi invites you to wear appropriate clothing and an approved safety helmet.

RIDING YOUR BIKE IN COMPLETE SAFETY

In case this Bianchi Reparto Corse bicycle will be used by a child, it is recommended that an adult and the child read this Handbook together. Safety is a fundamental concept in cycling that requires compliance with well-defined rules and standards.

Bianchi invites you to:

- Find out about and comply with specific cycling standards applicable in other Countries.
- Always be extremely careful when riding your bicycle, never taking your eyes off the surrounding traffic.
- Always ride with both hands on the handlebar.
- Always ride in single file, in the normal direction of traffic and in straight lines.
- Never ride on pavements and remember that pedestrians always have the right of way.
- Pay the utmost attention to vehicles accessing the roadway and to the sudden opening of doors or hatches.
- Always use your arm to signal a change of direction well in advance.
- Avoid sudden and abrupt maneuvers.
- Slow down when approaching intersections.
- Avoid riding parallel to railroad tracks and always make sure you cross them perpendicularly and at limited speeds.
- Get off your bicycle in case of obstacles that you are not sure you can overcome.
- Do not use earphones or other devices to listen to Walkmans, CD players, etc.
- Do not engage in races or competitions on roads open to traffic.
- Do not carry children if the bicycle is not equipped with the necessary equipment.
- Avoid carrying anything that obstructs your view or prevents you from having complete control over the bicycle.
- Check the brakes for proper operation and make sure the bicycle is in good overall conditions.
- Proceed to immediately replace any bicycle components that are worn or damaged.

SAFETY RULES AND SPECIFIC USES

Bianchi invites you to comply with all cycling laws and standards applicable in the country you are riding in, and to follow some basic rules in relation to the context and the situations in which the bicycle is used:

On roads open to traffic

- Use the lighting and/or reflectors (supplied as accessories with your Reparto Corse bicycle).
- Equip the bicycle in compliance with the applicable standards and according to your specific requirements.
- Always wear an approved safety helmet, as a general rule.
- Constantly check that your bicycle is fully efficient, the brakes adjustments, the tyres fully inflated and all nuts and bolts are properly tightened.
- Pay attention to all elements of the road that can compromise the grip of the tyres (gravel, potholes, manhole covers, railroad tracks and so on)

Downhill

- Ride with caution
- In case of braking, apply the rear brake first rather than the front one.

At night

- Consider the fact that the bicycle is less visible to other road users.
- Make sure there is an independent lighting system and that the reflectors are properly mounted.
- Ride as near to the side of the road as possible.

On wet roads

- Take into consideration the decreased grip of the tyres and the possible reduced visibility.
- Make sure tyres and brake pads are in perfect condition.
- It is absolutely forbidden to use umbrellas or other protective tools that make riding difficult.
- Proceed at a slow speed.
- Keep a greater safety distance from other vehicles.
- Brake well in advance and gradually.

Off-road

- Wear proper clothing.
- Comply with regulative provisions that govern access to paths and dirt roads.
- Respect pedestrians and private property.
- When riding downhill, brake well in advance gradually.

DANGER / SAFETY NORM:

Whirls, jumps and crashes can damage the frame of your Reparto Corse bicycle; Bianchi invites you to carefully evaluate the route and the obstacles that you will be facing, and to dismount from your bicycle in order to overcome them, if necessary.

BICYCLE DEVICES

Rear derailleur

The rear derailleur governs the ratio between the biker's pedal stroke and the distance traveled by the bicycle; by moving the chain from one gear to the next, the rear derailleur makes it possible to use different ratios in relation to the type of terrain you are riding on. By changing the gears, you can maintain a constant pedal stroke even when road conditions change, thus making the most of your physical exertion.

When riding uphill, it is advisable to use short gears that allow you to pedal with less effort; for downhill or flat terrains, it is possible to use longer and harder gears. The ideal pedaling rhythm is in direct correlation with the individual rider's training and physical condition. Indicatively, a medium pace is indicated by a ratio of 60/90 revolutions per minute. Once you become familiar with the function of the rear derailleur, it will be easy for you to understand which gears are more suitable for you according to your personal requirements.

The rear derailleur is operated separately by means of the control levers, whose operation varies depending on the model. Some Reparto Corse models are equipped with an additional front derailleur that makes it possible to extend the use of the bicycles to virtually all types of terrains and environmental conditions. For additional information on the various types of rear derailleur and the different operating modes, Bianchi invites you to read the specific instructions enclosed.

WARNING / IMPORTANT:

Do not operate the rear derailleur when the bicycle is stopped. It must be used only while pedaling, applying a reduced and constant pressure on the pedals. Never turn the pedals in the opposite direction of the pedal stroke.

When the rear derailleur features multiple gears, the following combinations have to be absolutely avoided: front small gear / rear small gear and front big gear / rear big gear.

Positioning the seat

Simply get on your bicycle to check the proper position of the seat. The seat is adjusted correctly when:

- The rider can touch the ground with the tips of both feet.
- The rider's knee is slightly bent when the pedal is in its lowest position. Once the right seat height is established, Bianchi recommends making sure that the seat post clamp is properly tightened (fig.1).

To adjust the seat at the best angle, use the clamp on the seat post (fig.2), making sure you retighten the fastening screw after finding the right position. In any case, Bianchi recommends never going beyond the minimum insertion mark indicated on the same seat post.

DANGER / SAFETY NORM:

Bianchi recommends never withdrawing the seat post beyond the minimum insertion mark indicated on it.

Once all seat adjustments have been carried out and the relevant clamps have been tightened, it is important to make sure that the saddle is firmly in place by grabbing it and rotating it sideways. The saddle should not move, unless this is done very forcefully.

Positioning the handlebar

The entire Bianchi Reparto Corse line is equipped with "A-Head" system steering; some models of the Reparto Corse range are also equipped with an adjustable handlebar connection that makes it possible to change the inclination of the handlebar.

To adjust the steering and the handlebar, use the screws located at the sides and at the bottom of the relevant connections (fig. 3).

Due to the importance and complexity of these specific components, Bianchi invites you to contact your specialist Dealer in order to

FIG 1


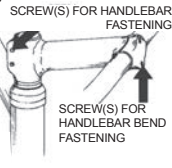


FIG 2



FIG 3



fully understand the adjustment mechanisms and methods. In any case, it is recommended that these adjustments be carried out by qualified personnel only.

⚠ DANGER / SAFETY NORM:

The proper positioning and angle of the handlebar is of fundamental importance for your safety and the safety of others. If your new bicycle is a racing model, Bianchi invites you to never position your handlebar upside-down.

If the handlebar of your new Reparto Corse bicycle is bent after a fall or an accident, it must be replaced; in this case, Bianchi invites you to avoid straightening the handlebar yourself and to contact a specialist Dealer immediately.

Brakes

Your new Reparto Corse bicycle can be equipped with three different types of braking systems: disc brakes, model V-Brake or Caliper type brakes.

In case your brakes are the V-Brake type, Bianchi recommends the following procedure to loosen them and/or remove the brake pads: loosen the end of the brake outer cable – the metallic part of the sheathing – tightening the brake body at the same time (fig. 4).

To loosen the caliper brakes and/or remove the brake pads, Bianchi recommends using the relevant device located on the brake lever or on the brake body (fig. 5A/5B).

Wheels locking systems

For rear and front wheel locking, the Reparto Corse models feature a system with quick-release or fixed-locking hubs.

To remove a wheel with quick-release, simply open the relevant lever positioned on the front fork ends (front wheel) or on the dropouts (rear wheel). This allows quick and easy removal of the wheel so that it can be carried, repaired or replaced.

To remove a wheel with fixed locking, use the special tools (keys). Bianchi reminds you that prior to removing the wheels (with the exception of models equipped with disc brakes) the braking system must be loosened: this procedure is illustrated in the previous paragraph (Brakes).

To reassemble the wheel, position it between the dropouts, making sure that the tyre does not touch the fork, the frame or the brake pads. Bianchi invites you to make sure that all components disassembled or loosened are put back in their original positions (i.e. brakes locking). Finally, move the quick-release lever to its original position to close it.

⚠ DANGER / SAFETY NORM:

Wheels incorrectly assembled or adjusted can lead to dangerous falls and serious injury. Prior to using your new Reparto Corse bicycles, always make sure the wheels are properly tightened by lifting them up and exerting pressure on them. The wheels should not move: if they do, make sure that the locking levers are perfectly tightened and repeat the operation.

Tyres

Tyres inflated at the proper pressure make pedaling easier and grip better. The recommended pressure values for the various Reparto Corse models are printed on the side of each tyre.

Optical and acoustic signals

Your new Reparto Corse bicycle is accessorized with optical and acoustic signals: Bianchi invites you to contact your trusted Dealer for proper installation of these important safety devices.

⚠ DANGER / SAFETY NORM:

Using the bicycle in conditions of poor visibility can be dangerous for your safety and the safety of others.

In case you ride your bicycle after sunset, at night or in foggy conditions, Bianchi invites you to make sure it is equipped with the necessary optical signaling devices.

MTB: Front / Full suspension models

Some Reparto Corse MTB models are equipped with suspensions systems (front / rear). Should it be necessary to carry out adjustments or maintenance on these components, Bianchi invites you to read the relevant enclosed documentation and to contact your specialist Dealer.

⚠ DANGER / SAFETY NORM:

By varying the arrangement and the adjustment of the suspension, the stability, maneuverability and braking qualities of your new Bianchi Reparto Corse bicycle are sure to change. Bianchi invites you to carry out these adjustments in full compliance with the relevant specific instructions. The installation of a suspension system is compatible with only some Reparto Corse models. Before you carry out any modifications to models not equipped with suspension, Bianchi invites you to contact your specialist Dealer.

FIG 4

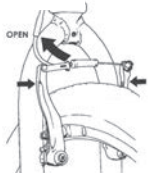


FIG 5A

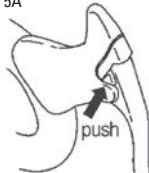
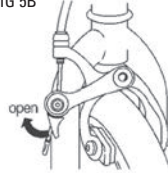


FIG 5B



REPAIRS

Flat tyre

In case of a flat tyre, Bianchi advises you to:

1. Remove the wheel.
2. Remove the tyre completely from the wheel, proceeding as follows:
 - 2a. From one side of the rim, lift up a short section by grabbing it on the side diametrically opposite the valve and separate the tyre from the rim. If the sidewall is too difficult to remove, use a cycle tyre lever with extreme care.
 - 2b. Remove the inner tube.
 - 2c. Check very carefully its outer and inner surface and remove the object that caused the flat tyre. If the tyre is cut, line the hole from the inside (using a piece of cloth, adhesive tape, a piece of inner tube, a piece of cardboard, etc.).
 - 2d. Repair the inner tube using the special kit or replace it if necessary.
 - 2e. Reassemble the tyre and inner tube, starting out by inserting a side of the tyre into the rim groove. Insert the valve (without fastening it) and the inner tube slightly inflated. Beginning from the valve and working on both sides of the rim, insert the second sidewall being careful not to "pinch" the inner tube.
 - 2f. Make sure the tyre and the inner tube are properly assembled and that the base of the valve is correctly positioned between the two sides of the tyre.
 - 2g. Pump the inner tube slowly to the pressure indicated on the side of the tyre, checking that its sides stay inside the rim.
 - 2h. Screw on the valve fastening nut firmly by hand and reposition its cap.
3. Reassemble the wheel.

Broken spoke

A broken spoke weakens the wheel and makes your bicycle dangerous to use.

Should this happen, Bianchi advises you to proceed with caution after carrying out some simple checks:

1. Wind the broken spoke around the nearest spoke to prevent it from flapping around or getting tangled in the frame.
2. Turn the wheel by hand one complete turn to make sure the rim is not off-center and does not touch the brake pads. If it does, turn the brake cable adjustment screw clockwise to widen the pads. If the problem persists, open the brake quick-release (thus making it unusable) and fasten the loosened cables.
3. Get off the bicycle and avoid riding it. If this is not possible, pedal slowly and only use the brake that acts on the undamaged wheel.

DANGER / SAFETY NORM:

The operation of only one brake does not guarantee safe braking distances. In case of a broken spoke or another problem that causes one brake to stop working, Bianchi advises against riding your bicycle. In case this is not possible, be extremely careful to avoid damages or serious injury to yourself and to others.

All Bianchi products comply with European standards.

MAINTENANCE OF YOUR NEW REPARTO CORSE BICYCLE

All maintenance operations described in this Handbook and in the relevant table (see "Maintenance Table") can be carried out by anyone with basic mechanical knowledge and skills. In case of

doubt, or if you require additional explanations, Bianchi invites you to contact your specialist Dealer.

Any other maintenance and repair jobs must be carried out by qualified personnel at a specialist mechanical shop.

DANGER / SAFETY NORM:

Any adjustments, maintenance and repairs not carried out in a workmanlike manner can be very dangerous for your safety and the safety of others.

Running-in

Prior to subjecting your new Bianchi Reparto Corse bicycle to extended stresses, it is advisable to put it through a running-in period: this will guarantee long-lasting performances and better operation in general.

After the bicycle is used a few times, the control cables and the wheel spokes experience some adjustments and may need to be recalibrated.

After using the bicycle for 30/60 days, take it to your Specialist dealer for the first check-up.

After that, the perfect operation of the frame and control components can be ensured by complying with the instructions provided in the Maintenance Table below.

In case of particularly frequent or difficult riding, either on the road or off, the periodical checks indicated in this manual must be carried out more often.

For any malfunctioning problem related to maintenance conditions, Bianchi invites you to contact your trusted Dealer.

WARNING / IMPORTANT:

The frame and components of a bicycle have different life cycles in relation to the structure, the assembly materials, the frequency and type of use to which they are subjected.


Bianchi invites you to follow a suitable maintenance program, and recommends that you have a specialist Dealer check the condition of the frame and of the control components of your new Reparto Corse bicycle.

FUNCTIONAL CHECKS

Bianchi invites you to constantly monitor the overall conditions of your new Reparto Corse bicycle, making sure that all parts and accessories are safely fastened. Bianchi also suggests some simple operations to carry out in order to periodically check the functional state of the bicycle, specifically the frame and control components.

Braking system

In order to check for proper operation of the braking system, pull the



levers of both brakes and move the bicycle forward and backward: if the bicycle makes a strange noise, some of the elements of the braking system may be loose. Have the components thoroughly checked by qualified personnel.

Brake pads

If the pads look worn or if they do not touch the entire surface of the wheel rim in a uniform manner, they need to be replaced with original spare parts or in any case parts that are compatible with the rims and with the braking system.

Head set

Lift the front wheel from the ground and turn it one way and then the other. If you detect any difficulty or irregularity in the steering, one of the elements may be faulty. Afterwards, reposition the front wheel on the ground, operate the front brake, put two fingers around the top cover of the head set and, by moving the bicycle forward and backward, make sure there is no play in the head set. If there is, have the bicycle checked over completely.

Bottom Bracket (BB) set

Grab a pedal and move it towards the central axis of the bicycle and vice versa.

Repeat this operation with the other pedal. If you detect any play, have your bicycle subjected to a complete check.

Shifters

Check the cables of the shifters and of the brakes as well as the cable housings.

If you notice any rust, fraying or entanglements, proceed to

immediately replace the worn or damaged components.

Spokes tension

Use your thumb and index finger to check the tension of each pair of spokes on both sides of the wheel. If some of the spokes seem to be loose, have them checked along with the wheel centering.









Frame and fork

Visually check the frame, paying special attention to the welded areas between the various tubes, to the steering tube, to the seat post, to the bottom bracket and to the rear dropouts. Deep scratches, cracks or discoloring indicate that the parts have undergone excessive stress and must be replaced. The same check must be carried out on the fork, specifically in the folding areas of the sheathing inside the fork stay and on the front fork ends.

DANGER / SAFETY NORM:

Just like any other mechanical device, the bicycle and its components are subjected to stress and wear. The materials and mechanisms that make up your new Bianchi Reparto Corse feature different structural characteristics that affect their performances, the strength of reaction to stress and preservation against wear. If the "useful life" of a component is exceeded, the component can suddenly fail and create situations of great danger, exposing the user to the risk of injury or accidents. Deep scratches, cracks and discoloring are symptoms of excessive wear of a component, and indicate the need to replace it immediately.

Bianchi invites you to always monitor the adjustments of the control components and to periodically clean and lubricate your new Reparto Corse bicycle.

									
CHECK THE TYRE PRESSURE	CHECK THE WEAR OF THE TYRE TREAD	CHECK AND ADJUST THE SPOKES TENSION AND MAKE SURE THE WHEELS ARE CENTERED	CHECK THE PLAY IN THE HUBS	CHECK THE WHEEL QUICK-RELEASE DEVICE	ADJUST THE CHAIN TENSION AND CHECK ITS WEAR	CLEAN THE FREE WHEEL MECHANISM, CHAIN, FRONT AND REAR DERAILLEUR	CHECK THE WEAR AND ADJUSTMENT OF THE REAR AND FRONT DERAILLEUR		
1st Service within 60 days of purchase	<input type="checkbox"/>	<input type="checkbox"/>	<input type="checkbox"/>	<input type="checkbox"/>	<input type="checkbox"/>	<input type="checkbox"/>	<input type="checkbox"/>	<input type="checkbox"/>	
Every time the cycle is used	<input type="checkbox"/>								
Every 500 km or 15 hours use			<input type="checkbox"/>						
At least once a year	<input type="checkbox"/>	<input type="checkbox"/>	<input type="checkbox"/>	<input type="checkbox"/>	<input type="checkbox"/>	<input type="checkbox"/>	<input type="checkbox"/>	<input type="checkbox"/>	



Brakes

If the brake lever has excessive travel, calibrate it by turning the brake cable adjustment screw, then lock it in position by firmly tightening the adjusting barrel. If the lever travel is still excessive, have it checked out by a specialist Dealer.



Rear derailleur and chain

If the chain moves from one gear to another with difficulty, the rear derailleur is not adjusted properly. The cause may simply be a loosened cable.

In this case, rotate the adjustment screw of said cable counterclockwise by a half a turn.

Afterwards, try to operate the rear derailleur and see if there is an improvement.

If the problem persists, rotate the cable screw once again for a complete turn. If the problem still not solved, have your bicycle checked by a specialist Dealer.

For any doubt or problem with the operation of these components, Bianchi invites you to read the relevant manuals enclosed with the bicycle.

CLEANING YOUR BICYCLE

Your new Reparto Corse bicycle must be kept clean, especially if subjected to frequent use.

Bianchi recommends that you carry out periodical cleaning at regular intervals, and that you clean the bicycle right after using it on dirt roads or on dusty, muddy or wet grounds.

Lubrication

WARNING / IMPORTANT:

Your new Reparto Corse bicycle must be lubricated correctly and regularly according to the environmental conditions, the climate and the type of use it is subjected to.

Bianchi invites you to contact your specialist Dealer for instructions on the recommended frequency and on the most suitable lubricants.

After careful cleaning, Bianchi advises you to lubricate the gears, the teeth of the freewheel, the small connecting rods and the derailleur pulleys, the shifters, the brake levers, the brake pins and the chain, always removing any excess lubricant.

Bianchi recommends using specific cycling lubricants only and to avoid excessively thick lubricants (such as engine oil and similar).

WARNING / IMPORTANT:

A true cyclist always respects the environment.

To avoid any type of pollution, Bianchi invites you to avoid abandoning your bike or parts of it, as well as dispersing lubricants or other consumables in the environment.



CHECK
THE WEAR
AND ADJUST
THE PLAY OF
THE HEAD SET

CHECK
THE WEAR OF
BRAKE PADS,
ADJUST AND
REPLACE IF
NECESSARY

CHECK
AND ADJUST
THE PLAY
OF BRAKE
CABLES
AND OUTER
CABLES

CHECK
THE PLAY AND
ADJUSTMENT
OF THE BRAKE
LEVERS

CHECK
THE PLAY /
LOCKING OF
THE BB SET
AND PEDAL
ASSEMBLY
SCREWS

CHECK THE
FASTENING
OF THE SEAT
POST TO THE
FRAME AND
OF THE SEAT
TO THE SEAT
POST

MAKE SURE
ALL
HANDLEBAR
SCREWS ARE
PROPERLY
TIGHTENED

MAKE SURE
ALL THE OPTI-
CAL/ACOUSTIC
SIGNALS
WORK PRO-
PERLY

VISUALLY
CHECK FOR
ANY CRACKS
OR FLAWS IN
THE FRAME
AND IN THE
FORK

CHECK
THE
FRONT / REAR
SUSPENSION

<input type="checkbox"/>	<input type="checkbox"/>	<input type="checkbox"/>	<input type="checkbox"/>	<input type="checkbox"/>	<input type="checkbox"/>	<input type="checkbox"/>	<input type="checkbox"/>	<input type="checkbox"/>	<input type="checkbox"/>
<input type="checkbox"/>	<input type="checkbox"/>	<input type="checkbox"/>	<input type="checkbox"/>	<input type="checkbox"/>	<input type="checkbox"/>	<input type="checkbox"/>	<input type="checkbox"/>	<input type="checkbox"/>	<input type="checkbox"/>
<input type="checkbox"/>	<input type="checkbox"/>	<input type="checkbox"/>	<input type="checkbox"/>	<input type="checkbox"/>	<input type="checkbox"/>	<input type="checkbox"/>	<input type="checkbox"/>	<input type="checkbox"/>	<input type="checkbox"/>
<input type="checkbox"/>	<input type="checkbox"/>	<input type="checkbox"/>	<input type="checkbox"/>	<input type="checkbox"/>	<input type="checkbox"/>	<input type="checkbox"/>	<input type="checkbox"/>	<input type="checkbox"/>	<input type="checkbox"/>
<input type="checkbox"/>	<input type="checkbox"/>	<input type="checkbox"/>	<input type="checkbox"/>	<input type="checkbox"/>	<input type="checkbox"/>	<input type="checkbox"/>	<input type="checkbox"/>	<input type="checkbox"/>	<input type="checkbox"/>

TIPOS DE BICICLETA

TIPOS

Corsa, de carreras

Sí

Mtb, bicicleta de montaña

Sí

Sport

Sí

PISTA
ASFALTADA

PISTA
SIN ASFALTAR

TODOS
LOS TIPOS

TODOS
LOS TIPOS

Bianchi



**Libretto di garanzia
Guarantee booklet
Livret de garantie
Gewährleistungsheft
Pliego de garantía**

Conforme alla Direttiva CE 99/44 - Conforms to Norm CE 99/44 - Conforme à la Directive CE 99/44 - Gemäß der europäischen Vorschrift CE 99/44 - Conforme a la Norma CE 99/44

GUARANTEE

F.I.V. E. Bianchi Spa in Treviso (BG) – Italy, Via delle Battaglie, 5 in its capacity of **Manufacturer**

wishes to thank you for choosing one of its bicycles or frames from *'Reparto Corse'* (here also referred to as **"The Product"**). All the bicycles and the frames from Bianchi Reparto Corse are the result of advanced research, fine-tuned after participating in the most prestigious cycling competitions. The racing bikes and frames are meant to be used by those who require maximum performance and who are aware that their very special bicycle needs the greatest care in terms of maintenance. In order to maintain through time the same level of safety and efficiency of your Bianchi Reparto Corse bicycle or frame, your collaboration is essential. Please read thoroughly your Owner's Manual supplied with your bicycle or frame, and make sure that all routine and special maintenance operations, as well as any technical ones, are carried out only by qualified personnel belonging to the Bianchi Dealer Network. Log on the website www.bianchi.com to find the complete list of Bianchi dealers.

The present Conventional Guarantee – as well as the guarantee legally due to be released by the Dealer – is granted whenever one of the following conditions occur:

Conditions

1. – the Product is featured in the Bianchi Reparto Corse range and it is purchased from one of the Bianchi Dealers listed on the website www.bianchi.com;
2. – the Purchaser has checked the bicycle with the Bianchi Dealer, before taking possession of the same, in order to make sure that the product fully meets his/her expectations, that it suits his/her physical characteristics and performance requirements, and therefore either sends an acceptance statement for the bicycle, attached to this Guarantee Booklet, duly signed, to F.I.V. E. Bianchi Spa in Treviso, Via delle Battaglie, 5 or registers the Product *on-line* on the website www.bianchi.com within and no later than 10 days from the purchase date;
3. – the bicycle is used in accordance with its designed use, exclusively by the person it's been assembled for, and conforming to the technical specifications related to the Product and its use, featured in the Owner's Manual supplied with the Product itself;
4. – the Customer shows the fiscal receipt of the purchase of the Product from a Bianchi Dealer when requiring a service under guarantee.

In case all the **Conditions** above are met, the Manufacturer's Conventional Guarantee will be granted according to the following **Modalities** and within the following **Limits**:

1. – Your Bianchi Reparto Corse frame is guaranteed free from any original conformity defects for a period of **5 years (60 months)** from the delivery date, which means an additional **three years** period compared to the guarantee period foreseen by standard Regulations 99/44 CE (*), whilst we guarantee all other components to be free from original conformity defects for a period of **2 years (24 months)** from the delivery date, in compliance with standard Regulations 99/44 CE (*).
2. – The coverage of this Conventional Guarantee will be supplied by the Bianchi Dealer where you purchased the Product and to whom you should turn in case of need. Should this Dealer be unable to satisfy your requests in a reasonable amount of time, or should it be more convenient for you to do so, you can contact any other Bianchi Dealer, who will be happy to assist you, where possible. Please check prior to the purchase if your bicycle pertains to Bianchi Reparto Corse range, in order to take advantage of the present Conventional Guarantee.
3. – 1 year for the battery of E-Bike.

(*) In some countries of the European Union the guarantee period may be longer than what specified here above: in this case, the longer guarantee, implied by the laws in force in the country where the vehicle was purchased, will apply.

What to do in case of service under guarantee

In case, within the guarantee period, your Bianchi bicycle needs to be repaired because of an original defect, we recommend that you immediately contact the Bianchi Dealer, where you made the purchase (your Bianchi Dealer) describing the problem occurred and having him check it over, bringing him the guarantee booklet duly filled out and the fiscal receipt of the purchase. In case repairs are needed because of an original defect, your Dealer will carry them out as quickly as possible. For special emergency situations that require a prompt delivery, please inform your Dealer in advance in order to evaluate together the possibility of having another Bianchi Dealer carry out the job sooner. When you pick up your bicycle at the Dealer, please take a few minutes of your time to check it out and, if everything is in order and to your liking, as we hope, please undersign the acceptance statement following the service under guarantee. Please remember that in case of racing bicycles or frames from Bianchi Reparto Corse, their use is strictly personal since the product model or size may make it unsuitable for use by other people.

Pre-delivery inspection service

Before delivering the bicycle or frame, the Bianchi Dealer carries out a pre-delivery inspection to make sure that the Product is in perfect conditions. We invite you to collaborate with your Bianchi Dealer in filling out the relevant form and answering a few simple questions that will help us getting to know you better and offering you an even better service. In any case please check yourself your new Bianchi bicycle to make sure it meets your expectations.

Exceptions

Safety and good operation of your bike or frame depend mostly on proper maintenance. Please read thoroughly the Operating and Maintenance Manual supplied with the Product and follow the advice contained therein carefully. We remind you that the guarantee does not cover all those defects caused by normal wear, wrong maintenance, improper use of the Product, damage caused by accident, transport etc., use of corrosive substances (including acid sweat) and, with regard to frames, the use of non compatible or unsuitable components. With regard to racing bikes and frames, either road or MTB, the guarantee is not valid in case of professional or equivalent use of the Product. In case the Product needs to be replaced within the guarantee period, if the same product is no longer available and/or discontinued, the Manufacturer reserves for himself the faculty to supply the Customer a similar product, although with the same value and technical features.

CERTIFICATO DI GARANZIA / GUARANTEE CERTIFICATE

Garanzia valida dal (data di acquisto)/Guarantee valid as from (date of purchase):

Dati anagrafici del proprietario (o di chi utilizza prevalentemente la bicicletta)
Personal details of the purchaser (or of whom mainly using the bicycle):

Nome/First name _____ Cognome/Last name _____

Indirizzo/Address _____ Città/Town _____

Data di nascita/Date of birth _____

Numero di telefono/Phone no. _____ Indirizzo e-mail/e-mail address _____

Data di acquisto/Date of purchase _____ Numero scontrino fiscale/Till receipt no. _____

Modello/Model _____ Colore/Colour _____

Misura/Size _____ Numero di serie/Serial no. _____

Nome del concessionario/Dealer's name _____

Altezza/Height _____ Peso/Weight _____

Firma dell'acquirente/Signature of the purchaser _____

Timbro e firma del Concessionario /Dealer's stamp and signature _____

CERTIFICATO DI CONSEGNA / CONSIGNMENT CERTIFICATE

Il sottoscritto dichiara di aver provveduto ad effettuare i controlli di pre-consegna della bicicletta / telaio Bianchi (specificare se Reparto Corse o F.I.V.) n. serie e che la stessa / lo stesso viene oggi consegnata/o al Cliente sopra indicato in perfette condizioni, pronta all'uso e munita di Manuale d'Uso e Libretto di Garanzia.

The undersigned declares to have carried out all pre-delivery checks of the bicycle /frame Bianchi (please specify whether it's Reparto Corse or F.I.V.)..... serial No and that the same is going to be consigned today to the above mentioned Customer in perfect conditions, ready to use, and accompanied by the Operating Manual and Guarantee Booklet.

_____ Data / Date _____ Il Concessionario / The Dealer

Per accettazione della bicicletta / telaio BIANCHI sopra indicata, conferma della veridicità delle informazioni rese ed autorizzazione alla FIV E. Bianchi Spa ad utilizzarle al fine della esecuzione del contratto e per altri fini statistici ed aziendali ai sensi della Legge 675/1996.

For acceptance of the above mentioned BIANCHI bicycle/frame, of the truthfulness of the information provided and with the authorization to FIV E. Bianchi Spa to use them for the execution of the contract and for statistical or company's purposes in compliance with the Law 675/1996.

_____ Il Cliente/The Customer

cod:C8005011

Bianchi

MEMBER OF



FIV E. Bianchi S.p.A. - Via delle Battaglie, 5 - 24047 Treviglio (BG) - Italy
www.bianchi.com - bianchi@bianchi.com